



UNIVERSITY OF  
OXFORD

Greg Smalonski

# UNDERGRADUATE ADMISSIONS STATISTICS Entry 2007

The tables in this supplement are produced annually by the Undergraduate Admissions Office of the University of Oxford. Candidates are either considered for conditional offers on the basis of forthcoming examinations (Pre Q), or on the basis of school leaving qualifications, which have already been completed (Post Q).

**The data in the tables refers to candidates who applied in October 2006, irrespective of the year for which they were seeking admission.** It does not include candidates holding deferred offers from the 2005 exercise. Graduates of other universities and candidates who applied through UCAS but did not complete an Oxford application form are also excluded from the data.

From Table 3 it can be seen that almost all successful applicants to Oxford (99.8 per cent) achieve A-level scores of AAB or better with an A grade in the subject equivalent to the subject they propose to study at Oxford. At the same time, Oxford's admissions procedures permit flexibility as the emphasis is on potential rather than achievement. In the vast majority of cases, this potential is reflected in the high A-level grades achieved. Each year, however, a number of candidates are admitted with lower grades because of special circumstances, such as illness, which might have affected their performance. Mature students who have a range of other experience may also be admitted with lower grades.

All Oxford colleges are committed to recruiting the brightest and best candidates, irrespective of their marital status, race, ethnic origins, colour, religion or social background.

## Contents

|   |        |
|---|--------|
| School/college and gender.....          | p. 2–3 |
| Region of domicile.....                 | p. 3   |
| School/college qualifications.....      | p. 4–5 |
| Disability.....                         | p. 5   |
| Ethnic origin.....                      | p. 5   |
| Courses and gender.....                 | p. 6   |
| Courses and type of school/college..... | p. 7   |
| College choice.....                     | p. 8   |

- ◆ The total number of applicants in December 2006 was 13,639 made up of 6,900 men and 6,739 women. This was an increase of 8.1 per cent over the corresponding figure of 12,614 in December 2005 and the largest number ever recorded.
- ◆ 12,799 candidates applied for entry in October 2007 and 840 for deferred entry in October 2008.
- ◆ The total number of acceptances was 3,160. Of these 1,675 (53.0 per cent) were men and 1,485 (47.0 per cent) were women. This 3,160 includes 177 places for entry in October 2008.

Rob Judges



Greg Smalonski



Rob Judges



## School/college and gender

**Table 1** Applications and acceptances by type of school/college and gender

1 The 'maintained' category comprises comprehensive schools, sixth-form centres, grammar schools and other secondary schools

2 The 'FE/HE' category comprises tertiary colleges, all types of further education colleges and higher education institutions

3 The 'maintained sector' category comprises the maintained, FE/HE, sixth-form colleges and grant maintained categories

4 'Other institutions' mainly comprises schools/colleges outside the UK, but also includes a few UK institutions that are not classified as either maintained or independent

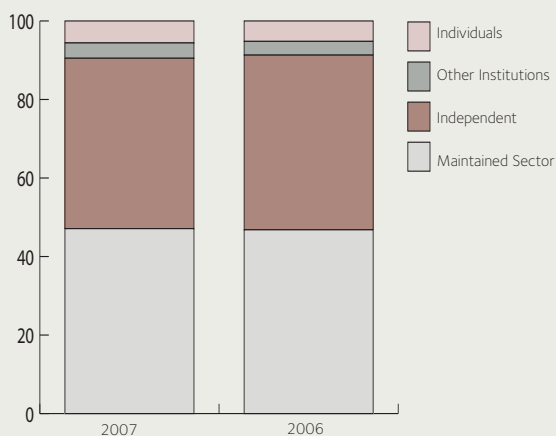
|                                      | Applications 2007 |              |               |              | Acceptances 2007 |              |              |              |
|--------------------------------------|-------------------|--------------|---------------|--------------|------------------|--------------|--------------|--------------|
|                                      | M                 | F            | Total         | %            | M                | F            | Total        | %            |
| Maintained <sup>1</sup>              | 1,765             | 1,809        | 3,574         | 26.2         | 430              | 417          | 847          | 26.8         |
| FE/HE <sup>2</sup>                   | 282               | 343          | 625           | 4.6          | 44               | 55           | 99           | 3.1          |
| Sixth-form colleges                  | 554               | 584          | 1,138         | 8.3          | 132              | 129          | 261          | 8.3          |
| Grant maintained                     | 530               | 472          | 1,002         | 7.3          | 155              | 118          | 273          | 8.6          |
| <b>Maintained sector<sup>3</sup></b> | <b>3,131</b>      | <b>3,208</b> | <b>6,339</b>  | <b>46.5</b>  | <b>761</b>       | <b>719</b>   | <b>1,480</b> | <b>46.8</b>  |
| Independent                          | 2,486             | 2,152        | 4,638         | 34.0         | 777              | 628          | 1,405        | 44.5         |
| Other institutions <sup>4</sup>      | 423               | 480          | 903           | 6.6          | 50               | 60           | 110          | 3.5          |
| Individuals                          | 860               | 899          | 1,759         | 12.9         | 87               | 78           | 165          | 5.2          |
| <b>Total</b>                         | <b>6,900</b>      | <b>6,739</b> | <b>13,639</b> | <b>100.0</b> | <b>1,675</b>     | <b>1,485</b> | <b>3,160</b> | <b>100.0</b> |

|                                      | Applications 2006 |              |               |              | Acceptances 2006 |              |              |              |
|--------------------------------------|-------------------|--------------|---------------|--------------|------------------|--------------|--------------|--------------|
|                                      | M                 | F            | Total         | %            | M                | F            | Total        | %            |
| Maintained <sup>1</sup>              | 1,689             | 1,754        | 3,443         | 27.3         | 437              | 420          | 857          | 26.7         |
| FE/HE <sup>2</sup>                   | 267               | 269          | 536           | 4.2          | 64               | 40           | 104          | 3.2          |
| Sixth-form colleges                  | 511               | 537          | 1,048         | 8.3          | 126              | 142          | 268          | 8.4          |
| Grant maintained                     | 550               | 423          | 973           | 7.7          | 165              | 117          | 282          | 8.8          |
| <b>Maintained sector<sup>3</sup></b> | <b>3,017</b>      | <b>2,983</b> | <b>6,000</b>  | <b>47.5</b>  | <b>792</b>       | <b>719</b>   | <b>1,511</b> | <b>47.1</b>  |
| Independent                          | 2,261             | 2,039        | 4,300         | 34.1         | 762              | 629          | 1,391        | 43.4         |
| Other institutions <sup>4</sup>      | 408               | 421          | 829           | 6.6          | 61               | 65           | 126          | 3.9          |
| Individuals                          | 725               | 760          | 1,485         | 11.8         | 94               | 86           | 180          | 5.6          |
| <b>Total</b>                         | <b>6,411</b>      | <b>6,203</b> | <b>12,614</b> | <b>100.0</b> | <b>1,709</b>     | <b>1,499</b> | <b>3,208</b> | <b>100.0</b> |

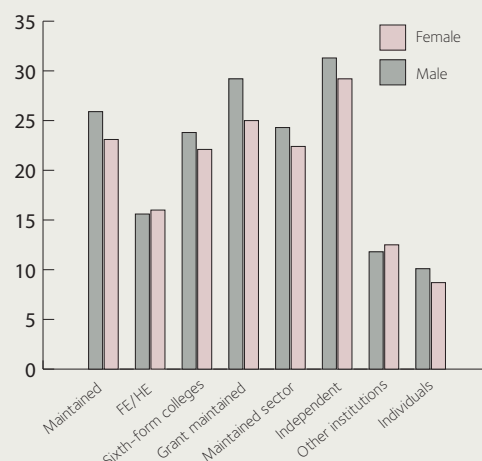
**Table 1a** Success rate by type of school/college and gender

|                          | Success rate 2007 |             |             | Success rate 2006 |             |             |
|--------------------------|-------------------|-------------|-------------|-------------------|-------------|-------------|
|                          | M(%)              | F(%)        | All(%)      | M(%)              | F(%)        | All(%)      |
| Maintained               | 24.4              | 23.1        | 23.7        | 25.9              | 23.9        | 24.9        |
| FE/HE                    | 15.6              | 16.0        | 15.8        | 24.0              | 14.9        | 19.4        |
| Sixth-form colleges      | 23.8              | 22.1        | 22.9        | 24.7              | 26.4        | 25.6        |
| Grant maintained         | 29.2              | 25.0        | 27.2        | 30.0              | 27.7        | 29.0        |
| <b>Maintained sector</b> | <b>24.3</b>       | <b>22.4</b> | <b>23.3</b> | <b>26.3</b>       | <b>24.1</b> | <b>25.2</b> |
| Independent              | 31.3              | 29.2        | 30.3        | 33.7              | 30.8        | 32.3        |
| Other institutions       | 11.8              | 12.5        | 12.2        | 15.0              | 15.4        | 15.2        |
| Individuals              | 10.1              | 8.7         | 9.4         | 13.0              | 11.3        | 12.1        |
| <b>Total</b>             | <b>24.3</b>       | <b>22.0</b> | <b>23.2</b> | <b>26.7</b>       | <b>24.2</b> | <b>25.4</b> |

**Figure 1** Acceptances (per cent) by type of school/college, 2007



**Figure 1a** Success rate (per cent) by type of school/college and gender, 2007



**Table 1b** Success rate by application route

Pre Q: pre-qualification, i.e. application before final school/college examination results are known

Post Q: post-qualification, i.e. application after final school/college examination results are known

SR Success rate

# Other institutions and individuals

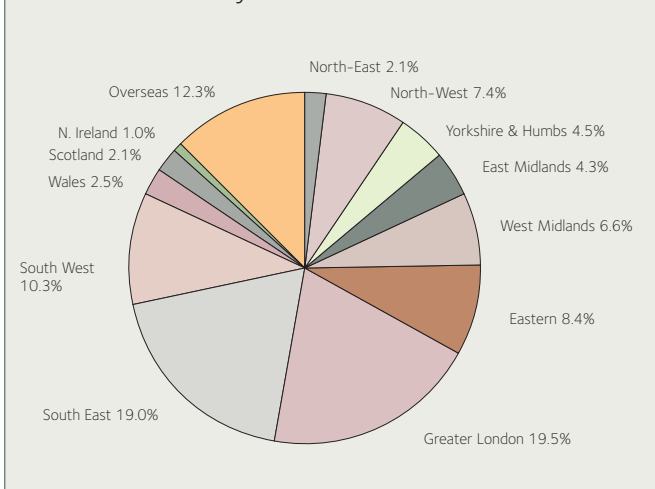
|                   | 2007          |              |             |              |            |             | 2006          |              |             |              |            |             |
|-------------------|---------------|--------------|-------------|--------------|------------|-------------|---------------|--------------|-------------|--------------|------------|-------------|
|                   | Pre Q         |              |             | Post Q       |            |             | Pre Q         |              |             | Post Q       |            |             |
|                   | App           | Acc          | SR%         | App          | Acc        | SR%         | App           | Acc          | SR%         | App          | Acc        | SR%         |
| Maintained sector | 6,043         | 1,411        | 23.3        | 296          | 69         | 23.3        | 5,816         | 1,457        | 25.1        | 184          | 54         | 29.3        |
| Independent       | 4,097         | 1,207        | 29.5        | 541          | 198        | 36.6        | 3,832         | 1,191        | 31.1        | 468          | 200        | 42.7        |
| Others*           | 2,180         | 220          | 10.1        | 482          | 55         | 11.4        | 1,894         | 237          | 12.5        | 420          | 69         | 16.4        |
| <b>Total</b>      | <b>12,320</b> | <b>2,838</b> | <b>23.0</b> | <b>1,319</b> | <b>322</b> | <b>24.4</b> | <b>11,542</b> | <b>2,885</b> | <b>25.0</b> | <b>1,072</b> | <b>323</b> | <b>30.1</b> |

## Region of domicile

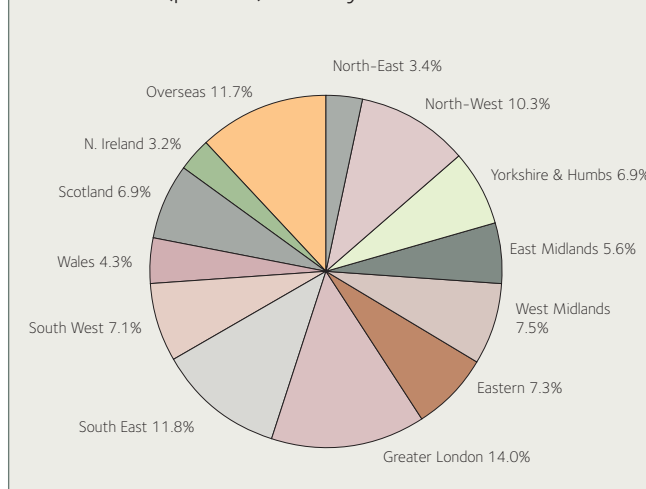
**Table 2** Applications and acceptances by region of domicile

| Region of domicile | Applications for entry 2007 |              | Acceptances for entry 2007 |              | Total number of candidates accepted through UCAS 2006 |              |
|--------------------|-----------------------------|--------------|----------------------------|--------------|---|--------------|
|                    | No                          | %            | No                         | %            | No  | %            |
| North-East         | 227                         | 1.7          | 67                         | 2.1          | 13,003  | 3.4          |
| North-West         | 978                         | 7.2          | 234                        | 7.4          | 39,396  | 10.3         |
| Yorkshire & Humbs  | 536                         | 3.9          | 141                        | 4.5          | 26,070  | 6.9          |
| East Midlands      | 529                         | 3.9          | 136                        | 4.3          | 21,196  | 5.6          |
| West Midlands      | 849                         | 6.2          | 210                        | 6.6          | 28,410  | 7.5          |
| Eastern            | 897                         | 6.6          | 265                        | 8.4          | 27,982  | 7.3          |
| Greater London     | 2,057                       | 15.1         | 617                        | 19.5         | 53,387  | 14.0         |
| South East         | 2,353                       | 17.2         | 600                        | 19.0         | 45,016  | 11.8         |
| South West         | 1,222                       | 8.9          | 324                        | 10.3         | 26,893  | 7.1          |
| Wales              | 437                         | 3.2          | 80                         | 2.5          | 16,417  | 4.3          |
| Scotland           | 271                         | 2.0          | 66                         | 2.1          | 26,338  | 6.9          |
| Northern Ireland   | 130                         | 1.0          | 31                         | 1.0          | 12,280  | 3.2          |
| Overseas           | 3,153                       | 23.1         | 389                        | 12.3         | 44,468  | 11.7         |
| <b>Total</b>       | <b>13,639</b>               | <b>100.0</b> | <b>3,160</b>               | <b>100.0</b> | <b>380,856</b>  | <b>100.0</b> |

**Figure 2a** Acceptances per region to Oxford (per cent) for entry 2007



**Figure 2b** Acceptances per region through UCAS (per cent) for entry 2006



## School/college qualifications

**Table 3** A-level scores of Post-Q acceptances, A-level scores required by Pre-Q candidates holding offers, and scores achieved by Pre-Q candidates

The scoring system is as follows:

A-levels:

- A = 10
- B = 8
- C = 6
- D = 4
- E = 2

AS-levels:

- A = 5
- B = 4
- C = 3
- D = 2
- E = 1

Pre-Q: pre-qualification, i.e. application before final school/college examination results are known

Post-Q: post-qualification, i.e. application after final school/college examination results are known

| UCAS score           | Achieved by Post-Q candidates holding unconditional offers | Required from Pre-Q candidates holding conditional offers | Achieved by Pre-Q candidates entering Oxford in Autumn 2007 |       | Total entry in Autumn 2007 |       |
|----------------------|--|---|---|-------|----------------------------|-------|
|                      | No of candidates   | No of candidates  | No  | %     | No                         | %     |
| 30 and over          | 254  | 2,716   | 2,502   | 97.5  | 2,694                      | 97.4  |
| 28                   | 8  | 32  | 59  | 2.3   | 66                         | 2.4   |
| 26                   | 0  | 1   | 3   | 0.1   | 3                          | 0.1   |
| 24                   | 0  | 8   | 2   | 0.1   | 3                          | 0.1   |
| 22                   | 0  | 0   | 0   | 0.0   | 0                          | 0.0   |
| 20                   | 0  | 0   | 0   | 0.0   | 0                          | 0.0   |
| 18                   | 0  | 0   | 0   | 0.0   | 0                          | 0.0   |
| 16                   | 0  | 0   | 0   | 0.0   | 0                          | 0.0   |
| 14                   | 0  | 0   | 0   | 0.0   | 0                          | 0.0   |
| below 14             | 0  | 0   | 0   | 0.0   | 0                          | 0.0   |
| Two A-levels         | 0  | 96  | --  | --    | --                         | --    |
| Sub-total            | 262  | 2,853   | 2,566   | 100.0 | 2,766                      | 100.0 |
| Other qualifications | 66   | 342   |   |       | 394                        |       |
| <b>Total</b>         | <b>328</b>   | <b>3,195</b>  |   |       | <b>3,160</b>               |       |

**Table 3a** Average of achieved A-level scores by subject (based on three A-levels, averaged 2005–7)

| University subject                      | Score | University subject               | Score       |
|---|-------|----------------------------------|-------------|
| Ancient and Modern History              | 30.0  | History and Politics             | 29.9        |
| Archaeology and Anthropology            | 29.7  | History of Art                   | 29.9        |
| Biochemistry                            | 29.9  | Human Sciences                   | 29.9        |
| Biological Sciences                     | 29.9  | Law                              | 29.9        |
| Chemistry                               | 30.0  | Law/LSE                          | 30.0        |
| Classical Archaeology & Ancient History | 29.8  | Materials Science & MEM          | 29.9        |
| Classics                                | 29.9  | Mathematics                      | 29.9        |
| Classics and English                    | 29.5  | Mathematics and Computer Science | 30.0        |
| Classics and Modern Languages           | 29.9  | Mathematics and Philosophy       | 29.9        |
| Computer Science                        | 29.7  | Mathematics and Statistics       | 30.0        |
| Earth Sciences                          | 29.8  | Medicine                         | 30.0        |
| Economics and Management                | 30.0  | Modern Languages                 | 29.9        |
| Engineering Science                     | 30.0  | Modern Languages & Linguistics   | 29.7        |
| EEM                                     | 30.0  | Music                            | 29.8        |
| English                                 | 29.9  | Oriental Studies                 | 29.9        |
| English and Modern Languages            | 30.0  | Philosophy and Modern Languages  | 29.9        |
| European and Middle Eastern Languages   | 29.9  | Philosophy and Theology          | 29.8        |
| Experimental Psychology                 | 29.9  | Physics                          | 30.0        |
| Fine Art                                | 29.4  | Physics and Philosophy           | 30.0        |
| Geography                               | 29.9  | Physiological Sciences           | 30.0        |
| History                                 | 29.9  | PPE                              | 30.0        |
| History and Economics                   | 29.9  | PPP                              | 29.9        |
| History and English                     | 29.8  | Theology                         | 29.8        |
| History and Modern Languages            | 30.0  | <b>Total average</b>             | <b>29.9</b> |

**Table 3b** Conditional offers for candidates with other qualifications, for 2007 entry

| Type of qualification                  | No of candidates |
|--|------------------|
| International Baccalaureate            | 139              |
| Scottish (Advanced Highers or Highers) | 59               |
| German Abitur                          | 25               |
| US APTs or SATs                        | 19               |
| French Baccalaureate                   | 18               |
| European Baccalaureate                 | 7                |
| Other                                  | 75               |
| <b>Total</b>                           | <b>342</b>       |

## Disability

**Table 4** Applications, acceptances and success rate by disability

|  | Disability code | Applications |            | Acceptances |            | Success rate (%) |             |
|--|-----------------|--------------|------------|-------------|------------|------------------|-------------|
|  |                 | 2007         | 2006       | 2007        | 2006       | 2007             | 2006        |
| 1 Specific learning difficulty (e.g. dyslexia)                                 | 1               | 317          | 277        | 93          | 73         | 29.3             | 26.4        |
| 2 Blind or partially sighted   | 2               | 8            | 24         | 2           | 7          | 25.0             | 29.2        |
| 3 Deaf or hard of hearing  | 3               | 31           | 18         | 5           | 5          | 16.1             | 27.8        |
| 4 Wheelchair/mobility difficulties   | 4               | 13           | 12         | 2           | 5          | 15.4             | 41.7        |
| T Autistic spectrum disorder or Asperger's syndrome                            | T               | 23           | 17         | 3           | 8          | 13.0             | 47.1        |
| 6 Mental health difficulties   | 6               | 22           | 6          | 4           | 2          | 18.2             | 33.3        |
| 7 Disability that cannot be seen, e.g. diabetes, epilepsy or a heart condition | 7               | 67           | 45         | 13          | 14         | 19.4             | 31.1        |
| 8 Two or more of the above   | 8               | 15           | 11         | 6           | 3          | 40.0             | 27.3        |
| 9 Disability, special need or medical condition that is not listed above       | 9               | 98           | 80         | 23          | 20         | 23.5             | 25.0        |
|  | <b>Total</b>    | <b>594</b>   | <b>490</b> | <b>151</b>  | <b>137</b> | <b>25.4</b>      | <b>28.0</b> |

## Ethnic origin

**Table 5** Applications, acceptances and success rate of home students by known ethnic origin, 2007

|                         | Applications  |              | Acceptances  |              | Success rate |
|-------------------------|---------------|--------------|--------------|--------------|--------------|
|                         | No            | %            | No           | (%)          |              |
| Bangladeshi             | 25            | 0.2          | 1            | <0.1         | 4.0          |
| Chinese                 | 206           | 2.0          | 51           | 1.9          | 24.8         |
| Indian                  | 389           | 3.8          | 85           | 3.1          | 21.9         |
| Pakistani               | 114           | 1.1          | 13           | 0.5          | 11.4         |
| Other Asian             | 140           | 1.4          | 26           | 1.0          | 18.6         |
| Black Caribbean         | 34            | 0.3          | 5            | 0.2          | 14.7         |
| Black African           | 137           | 1.3          | 20           | 0.7          | 14.6         |
| Black Other             | 7             | 0.1          | 1            | <0.1         | 14.3         |
| White & Black Caribbean | 54            | 0.5          | 13           | 0.5          | 24.1         |
| White & Black African   | 27            | 0.3          | 13           | 0.5          | 48.1         |
| White & Asian           | 229           | 2.2          | 79           | 2.9          | 34.5         |
| Other mixed             | 132           | 1.3          | 33           | 1.2          | 25.0         |
| White                   | 8,785         | 84.7         | 2,351        | 86.6         | 26.8         |
| Other                   | 88            | 0.8          | 25           | 0.9          | 28.4         |
| <b>Total</b>            | <b>10,367</b> | <b>100.0</b> | <b>2,716</b> | <b>100.0</b> | <b>26.2</b>  |

## Courses and gender

**Table 6** Applications and acceptances by course and gender, 2007

|   | Applications |              |               | Acceptances  |              |              | Success rate (%) |             |             |
|---|--------------|--------------|---------------|--------------|--------------|--------------|------------------|-------------|-------------|
|   | M            | F            | Total         | M            | F            | Total        | M                | F           | Total       |
| <b>ARTS</b>                             |              |              |               |              |              |              |                  |             |             |
| Ancient & Modern History                | 49           | 33           | 82            | 9            | 7            | 16           | 18.4             | 21.2        | 19.5        |
| Archaeology and Anthropology            | 25           | 47           | 72            | 9            | 12           | 21           | 36.0             | 25.5        | 29.2        |
| Classical Archaeology & Ancient History | 33           | 58           | 91            | 6            | 15           | 21           | 18.2             | 25.9        | 23.1        |
| Classics                                | 136          | 119          | 255           | 55           | 63           | 118          | 40.4             | 52.9        | 46.3        |
| Classics & English                      | 12           | 27           | 39            | 5            | 4            | 9            | 41.7             | 14.8        | 23.1        |
| Classics & Modern Languages             | 11           | 20           | 31            | 0            | 9            | 9            | 0                | 45.0        | 29.0        |
| Economics & Management                  | 551          | 292          | 843           | 69           | 27           | 96           | 12.5             | 9.2         | 11.4        |
| English                                 | 359          | 812          | 1,171         | 97           | 142          | 239          | 27.0             | 17.5        | 20.4        |
| English & Modern Languages              | 24           | 119          | 143           | 3            | 20           | 23           | 12.5             | 16.8        | 16.1        |
| European & Middle Eastern Languages     | 17           | 22           | 39            | 6            | 7            | 13           | 35.3             | 31.8        | 33.3        |
| Fine Art                                | 41           | 119          | 160           | 7            | 14           | 21           | 17.1             | 11.8        | 13.1        |
| Geography                               | 133          | 166          | 299           | 39           | 46           | 85           | 29.3             | 27.7        | 28.4        |
| History                                 | 449          | 331          | 780           | 133          | 103          | 236          | 29.6             | 31.1        | 30.3        |
| History & Economics                     | 30           | 9            | 39            | 9            | 3            | 12           | 30.0             | 33.3        | 30.8        |
| History & English                       | 25           | 59           | 84            | 3            | 6            | 9            | 12.0             | 10.2        | 10.7        |
| History & Modern Languages              | 42           | 60           | 102           | 9            | 10           | 19           | 21.4             | 16.7        | 18.6        |
| History & Politics                      | 136          | 101          | 237           | 27           | 17           | 44           | 19.9             | 16.8        | 18.6        |
| History of Art                          | 13           | 60           | 73            | 2            | 7            | 9            | 15.4             | 11.7        | 12.3        |
| Law                                     | 423          | 536          | 959           | 85           | 101          | 186          | 20.1             | 18.8        | 19.4        |
| Law/LSE                                 | 89           | 188          | 277           | 9            | 20           | 29           | 10.1             | 10.6        | 10.5        |
| Mathematics & Philosophy                | 46           | 35           | 81            | 10           | 9            | 19           | 21.7             | 25.7        | 23.5        |
| Modern Languages                        | 172          | 334          | 506           | 57           | 114          | 171          | 33.1             | 34.1        | 33.8        |
| Modern Languages & Linguistics          | 32           | 44           | 76            | 9            | 11           | 20           | 28.1             | 25.0        | 26.3        |
| Music                                   | 78           | 110          | 188           | 24           | 30           | 54           | 30.8             | 27.3        | 28.7        |
| Oriental Studies                        | 81           | 75           | 156           | 19           | 21           | 40           | 23.5             | 28.0        | 25.6        |
| Philosophy & Modern Languages           | 20           | 35           | 55            | 8            | 5            | 13           | 40.0             | 14.3        | 23.6        |
| Philosophy & Theology                   | 58           | 44           | 102           | 11           | 8            | 19           | 19.0             | 18.2        | 18.6        |
| Physics & Philosophy                    | 56           | 30           | 86            | 11           | 2            | 13           | 19.6             | 6.7         | 15.1        |
| PPE                                     | 781          | 510          | 1,291         | 145          | 93           | 238          | 18.6             | 18.2        | 18.4        |
| Theology                                | 54           | 60           | 114           | 26           | 24           | 50           | 48.1             | 40.0        | 43.9        |
| <b>TOTAL ARTS</b>                       | <b>3,976</b> | <b>4,455</b> | <b>8,431</b>  | <b>902</b>   | <b>950</b>   | <b>1,852</b> | <b>22.7</b>      | <b>21.3</b> | <b>22.0</b> |
| <b>SCIENCES</b>                         |              |              |               |              |              |              |                  |             |             |
| Biochemistry                            | 101          | 137          | 238           | 41           | 58           | 99           | 40.6             | 42.3        | 41.6        |
| Biological Sciences                     | 101          | 179          | 280           | 37           | 68           | 105          | 36.6             | 38.0        | 37.5        |
| Chemistry                               | 310          | 197          | 507           | 122          | 68           | 190          | 39.4             | 34.5        | 37.5        |
| Computer Science                        | 70           | 12           | 82            | 21           | 3            | 24           | 30.0             | 25.0        | 29.3        |
| Earth Sciences (Geology)                | 30           | 37           | 67            | 16           | 16           | 32           | 53.3             | 43.2        | 47.8        |
| Engineering Science                     | 385          | 77           | 462           | 113          | 23           | 136          | 29.4             | 29.9        | 29.4        |
| EEM                                     | 77           | 43           | 120           | 7            | 8            | 15           | 9.1              | 18.6        | 12.5        |
| Experimental Psychology                 | 55           | 187          | 242           | 14           | 37           | 51           | 25.5             | 19.8        | 21.1        |
| Human Sciences                          | 26           | 74           | 100           | 7            | 24           | 31           | 26.9             | 32.4        | 31.0        |
| Materials Science (inc. MEM)            | 41           | 18           | 59            | 21           | 7            | 28           | 51.2             | 38.9        | 47.5        |
| Mathematics                             | 521          | 307          | 828           | 121          | 52           | 173          | 23.2             | 16.9        | 20.9        |
| Mathematics & Computer Science          | 46           | 6            | 52            | 14           | 2            | 16           | 30.4             | 33.3        | 30.8        |
| Mathematics & Statistics                | 67           | 76           | 143           | 14           | 15           | 29           | 20.9             | 19.7        | 20.3        |
| Medicine                                | 480          | 605          | 1,085         | 74           | 75           | 149          | 15.4             | 12.4        | 13.7        |
| Physics                                 | 548          | 147          | 695           | 136          | 34           | 170          | 24.8             | 23.1        | 24.5        |
| Physiological Sciences                  | 16           | 45           | 61            | 5            | 19           | 24           | 31.3             | 42.2        | 39.3        |
| PPP                                     | 50           | 137          | 187           | 10           | 26           | 36           | 20.0             | 19.0        | 19.3        |
| <b>TOTAL SCIENCES</b>                   | <b>2,924</b> | <b>2,284</b> | <b>5,208</b>  | <b>773</b>   | <b>535</b>   | <b>1,308</b> | <b>26.4</b>      | <b>23.4</b> | <b>25.1</b> |
| <b>TOTAL</b>                            | <b>6,900</b> | <b>6,739</b> | <b>13,639</b> | <b>1,675</b> | <b>1,485</b> | <b>3,160</b> | <b>24.3</b>      | <b>22.0</b> | <b>23.2</b> |

## Courses and type of school/college

**Table 7** Three-year average\* of applications and acceptances by course and type of school/college, 2005–7

|                                  | Maintained    |               |                  | Independent   |              |                  | Others        |             |                  |
|----------------------------------|---------------|---------------|------------------|---------------|--------------|------------------|---------------|-------------|------------------|
|                                  | App           | Acc           | Success rate (%) | App           | Acc          | Success rate (%) | App           | Acc         | Success rate (%) |
| <b>Arts</b>                      |               |               |                  |               |              |                  |               |             |                  |
| Ancient & Modern History         | 41+           | 6-            | 13.7             | 33            | 10+          | 31.3             | 10            | 1+          | 13.3             |
| Archaeology and Anthropology     | 22+           | 7             | 31.3             | 22+           | 11           | 49.3             | 21-           | 5           | 24.2             |
| Classical Arch & Ancient History | 47            | 10+           | 22               | 33            | 8+           | 25.3             | 11            | 1+          | 12.1             |
| Classics                         | 61-           | 26-           | 42.3             | 169           | 82+          | 48.7             | 28            | 7           | 25               |
| Classics & English               | 15            | 3+            | 17.8             | 18+           | 4+           | 23.6             | 5+            | 1+          | 25               |
| Classics & Modern Languages      | 7             | 2+            | 33.3             | 23+           | 7+           | 31.4             | 3             | 0+          | 11.1             |
| Economics & Management           | 195-          | 32            | 16.4             | 241           | 43-          | 17.7             | 291+          | 14          | 4.8              |
| English                          | 600-          | 130+          | 21.7             | 402-          | 107          | 26.6             | 129-          | 9-          | 6.7              |
| English & Modern Languages       | 72+           | 11-           | 14.7             | 49            | 11+          | 23.1             | 18-           | 1+          | 7.5              |
| European & Mid Eastern Languages | 12-           | 5-            | 40               | 22-           | 6+           | 29.2             | 4             | 0+          | 16.7             |
| History                          | 368+          | 107+          | 29.1             | 360-          | 116          | 32.3             | 54-           | 13-         | 23.6             |
| History & Economics              | 16+           | 6             | 36.7             | 14            | 3+           | 23.8             | 12-           | 2-          | 14.3             |
| History & English                | 53            | 7+            | 13.8             | 16-           | 3-           | 17               | 15-           | 1           | 6.8              |
| History & Modern Languages       | 53-           | 12            | 22.8             | 36            | 8-           | 21.3             | 15            | 1-          | 4.4              |
| History & Politics               | 132-          | 24+           | 18.5             | 77+           | 16           | 20.7             | 58+           | 6           | 10.3             |
| Fine Art                         | 73            | 8             | 11               | 44-           | 6-           | 13               | 37-           | 6-          | 15.5             |
| Geography                        | 127+          | 38-           | 29.6             | 133+          | 48-          | 35.8             | 17            | 2+          | 13.7             |
| History of Art                   | 22-           | 4             | 18.5             | 28+           | 5-           | 16.5             | 15            | 2-          | 11.1             |
| Law                              | 563+          | 113           | 20.1             | 210+          | 56+          | 26.8             | 192+          | 28+         | 14.7             |
| Law/LSE                          | 125-          | 15-           | 11.8             | 57-           | 8+           | 14.7             | 93+           | 5           | 5.4              |
| Mathematics & Philosophy         | 50-           | 13+           | 26.8             | 23+           | 8+           | 35.7             | 16            | 2-          | 10.4             |
| Modern Languages                 | 221           | 80-           | 36               | 225           | 83           | 36.9             | 45            | 11-         | 23.7             |
| Modern Languages & Linguistics   | 30            | 11-           | 35.6             | 25-           | 9            | 36.5             | 10-           | 2           | 20.7             |
| Music                            | 91            | 28-           | 30.4             | 66-           | 31-          | 46.7             | 11            | 1+          | 21.1             |
| Oriental Studies                 | 51            | 14+           | 28.1             | 57+           | 22+          | 39               | 42            | 8+          | 19.8             |
| Philosophy & Modern Languages    | 23            | 7             | 30.4             | 27            | 8+           | 30.9             | 10            | 2           | 20               |
| Philosophy & Theology            | 45+           | 6-            | 12.5             | 46+           | 13           | 28.1             | 14-           | 3-          | 19.5             |
| Physics & Philosophy             | 31-           | 5             | 16.3             | 26            | 6+           | 24.4             | 13+           | 1+          | 10               |
| PPE                              | 386           | 98            | 25.4             | 377+          | 104+         | 27.7             | 437+          | 38+         | 8.8              |
| Theology                         | 51+           | 19-           | 36.4             | 57-           | 22           | 38.8             | 18+           | 7-          | 36.4             |
| <b>TOTAL ARTS</b>                | <b>3,583-</b> | <b>846-</b>   | <b>23.6</b>      | <b>2,917-</b> | <b>867-</b>  | <b>29.7</b>      | <b>1,644-</b> | <b>181</b>  | <b>11</b>        |
| <b>SCIENCES</b>                  |               |               |                  |               |              |                  |               |             |                  |
| Biochemistry                     | 104           | 46            | 44.2             | 69-           | 32           | 46.6             | 59            | 14          | 23.7             |
| Biological Sciences              | 102           | 48            | 47.1             | 91-           | 45           | 49.6             | 44-           | 9           | 20.6             |
| Chemistry                        | 221-          | 87-           | 39.3             | 170           | 83-          | 48.6             | 42            | 11-         | 25.4             |
| Computer Science                 | 37+           | 14            | 37.5             | 14            | 4+           | 31.0             | 21            | 7+          | 34.9             |
| Earth Sciences (Geology)         | 39            | 20            | 51.3             | 15            | 6+           | 42.2             | 9+            | 1-          | 14.3             |
| Engineering Science              | 160+          | 58+           | 36.4             | 159-          | 69-          | 43.3             | 104-          | 12          | 11.6             |
| Engineering & Computer Science   | 5             | 1+            | 26.7             | 4-            | 1            | 27.3             | 6+            | 1-          | 10.5             |
| EEM                              | 14            | 4+            | 31               | 17+           | 5+           | 30.8             | 61-           | 6+          | 10.4             |
| Experimental Psychology          | 131-          | 32            | 24.5             | 59-           | 16+          | 27.8             | 40+           | 3+          | 8.3              |
| Human Sciences                   | 43+           | 13+           | 30.8             | 33-           | 14-          | 41.8             | 27            | 6+          | 23.5             |
| Materials Science (inc MEM)      | 17+           | 10            | 57.7             | 27-           | 15-          | 55.0             | 14            | 3           | 21.4             |
| Mathematics                      | 445-          | 94            | 21.1             | 219           | 74+          | 33.9             | 58+           | 13          | 22.3             |
| Mathematics & Computer Science   | 33            | 11            | 33.3             | 5+            | 3-           | 50.0             | 10            | 4-          | 36.7             |
| Mathematics & Statistics         | 57            | 10+           | 18.1             | 42+           | 13-          | 29.9             | 26+           | 5           | 19               |
| Medicine                         | 525-          | 72-           | 13.7             | 363+          | 73-          | 20.0             | 167-          | 7           | 4.2              |
| Physics                          | 421-          | 104-          | 24.6             | 167+          | 61-          | 36.3             | 67+           | 12          | 17.8             |
| Physiological Sciences           | 23-           | 10            | 44.1             | 18-           | 7            | 39.6             | 4+            | 1           | 23.1             |
| PPP                              | 68-           | 13+           | 19.7             | 50            | 15+          | 30.7             | 53-           | 2-          | 3.2              |
| <b>TOTAL SCIENCES</b>            | <b>2,444</b>  | <b>648</b>    | <b>26.5</b>      | <b>1,521</b>  | <b>535+</b>  | <b>35.2</b>      | <b>813-</b>   | <b>117+</b> | <b>14.4</b>      |
| <b>TOTAL</b>                     | <b>6,027-</b> | <b>1,494-</b> | <b>24.8</b>      | <b>4,438-</b> | <b>1,402</b> | <b>31.6</b>      | <b>2,456+</b> | <b>298+</b> | <b>21.1</b>      |

The figures for applications and acceptances are given to the nearest whole number. + or - indicates whether the number has been rounded down or up.

# Three-year averages are given because proportions vary from year to year.

## College choice

**Table 8a**

 Applications and offers by college<sup>1</sup>

1 The figures relate to applicants from a school or college in the UK, but exclude international students from outside the UK

2 Three-year averages are given because proportions vary from year to year

3 For mature students, aged 21 or over

|                                | Applications and offers for 2007 |                           | Three-year average <sup>2</sup> of applications and offers 2005–7 |                           |
|--------------------------------|----------------------------------|---------------------------|---|---------------------------|
|                                | Applications from maintained (%) | Offers for maintained (%) | Applications from maintained (%)                                  | Offers for maintained (%) |
| Balliol                        | 55.2                             | 46.7                      | 56.6  | 53.3                      |
| Brasenose                      | 45.5                             | 38.7                      | 47.1  | 45.5                      |
| Christ Church                  | 52.9                             | 47.1                      | 51.9  | 47.3                      |
| Corpus Christi                 | 57.9                             | 50.0                      | 59.3  | 50.3                      |
| Exeter                         | 51.5                             | 45.3                      | 52.8  | 45.8                      |
| Harris Manchester <sup>3</sup> | 100.0                            | 88.9                      | 98.1  | 77.8                      |
| Hertford                       | 64.9                             | 56.9                      | 66.1  | 61.7                      |
| Jesus                          | 71.6                             | 62.4                      | 67.8  | 58.1                      |
| Keble                          | 62.3                             | 51.6                      | 62.5  | 58.0                      |
| Lady Margaret Hall             | 58.2                             | 50.4                      | 59.6  | 48.8                      |
| Lincoln                        | 54.3                             | 54.8                      | 54.2  | 51.2                      |
| Magdalen                       | 62.7                             | 50.4                      | 62.4  | 53.2                      |
| Mansfield                      | 73.3                             | 65.8                      | 75.7  | 65.0                      |
| Merton                         | 63.8                             | 59.6                      | 64.6  | 60.0                      |
| New                            | 52.8                             | 51.3                      | 52.6  | 48.4                      |
| Oriel                          | 61.9                             | 59.5                      | 57.0  | 58.1                      |
| Pembroke                       | 41.7                             | 36.3                      | 42.1  | 44.0                      |
| Queen's                        | 49.6                             | 41.7                      | 50.5  | 45.5                      |
| St Anne's                      | 56.9                             | 56.4                      | 60.8  | 57.5                      |
| St Catherine's                 | 60.4                             | 60.8                      | 60.8  | 59.4                      |
| St Edmund Hall                 | 58.0                             | 54.6                      | 57.5  | 49.9                      |
| St Hilda's                     | 48.9                             | 55.6                      | 45.9  | 50.6                      |
| St Hugh's                      | 67.7                             | 64.1                      | 65.1  | 60.5                      |
| St John's                      | 56.7                             | 47.9                      | 60.0  | 51.2                      |
| St Peter's                     | 70.3                             | 63.5                      | 73.1  | 65.9                      |
| Somerville                     | 46.2                             | 53.3                      | 49.5  | 47.8                      |
| Trinity                        | 56.2                             | 46.8                      | 54.1  | 45.6                      |
| University                     | 49.4                             | 42.2                      | 50.4  | 45.1                      |
| Wadham                         | 70.6                             | 64.4                      | 68.3  | 63.7                      |
| Worcester                      | 49.0                             | 50.9                      | 46.4  | 48.7                      |
| <b>Average</b>                 | <b>57.6</b>                      | <b>52.9</b>               | <b>57.5</b>   | <b>53.2</b>               |

**Table 8b** Open applications, 2007

Candidates are given the opportunity of applying to Oxford without having to name a college of preference. A total of 1,933 candidates submitted open applications. A college of preference was allocated by the Admissions Office computer which took into account the application patterns produced by the candidates who had named a college. 196 of the 1,933 who submitted open applications gained places, a success rate of 10.1 per cent. All colleges received some allocated candidates. Seven colleges received more than 100 allocated candidates with one of these receiving 284.

| Subject                  | Open applications |
|--------------------------|-------------------|
| PPE                      | 213               |
| Economics and Management | 202               |
| Law                      | 193               |
| Medicine                 | 178               |
| Mathematics              | 111               |
| English                  | 106               |
| Engineering              | 103               |
| Physics                  | 81                |
| Other subjects           | 746               |
| <b>Total</b>             | <b>1,933</b>      |

**Table 8c** Acceptances by college choice, 2007

|   | Pre Q        |        | Post Q     |        | Total        |        |
|---|--------------|--------|------------|--------|--------------|--------|
|   | male         | female | male       | female | male         | female |
| Accepted by first choice college            | 1,175        | 1,005  | 146        | 118    | 1,321        | 1,123  |
| Accepted by college other than first choice | 324          | 334    | 30         | 28     | 354          | 362    |
| Subtotal                                    | 1,499        | 1,339  | 176        | 146    | 1,675        | 1,485  |
| <b>Total</b>                                | <b>2,838</b> |        | <b>322</b> |        | <b>3,160</b> |        |